

Knovel® Interactive Equations

Discover and solve engineering equations

Engineers use equations to gain insights that drive a whole range of critical decisions. In a recent survey, more than 50% of engineers said they use equations in their work at least once per week (Figure 1), but they struggle to find a comprehensive source for engineering math content.

Knovel Interactive Equations is a web-based decision-support tool that helps engineers solve equations and problems faster.

- Solve engineering equations efficiently in one location with a built-in solver.
- See over 1,000 engineering equations with the description, variables and constant list.
- All worksheets show sources and references and some contain worked calculation examples.

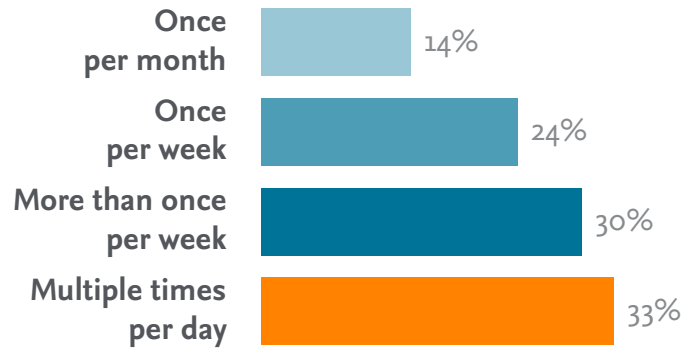


Figure 1. How often do engineers have to solve equations?

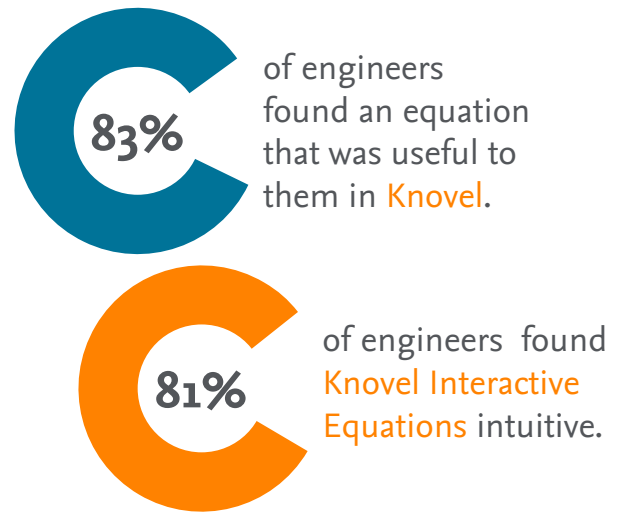
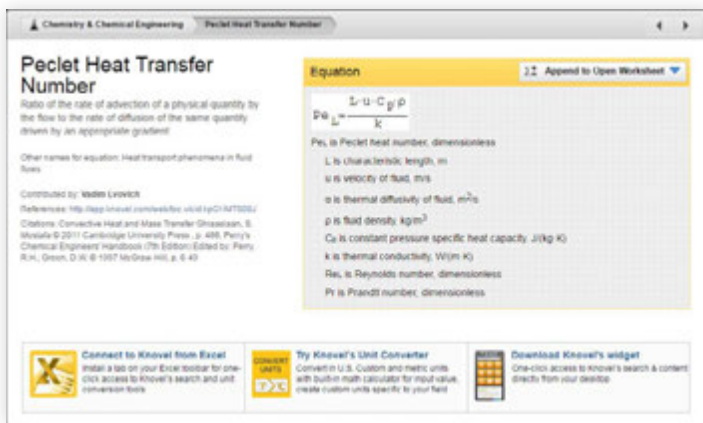
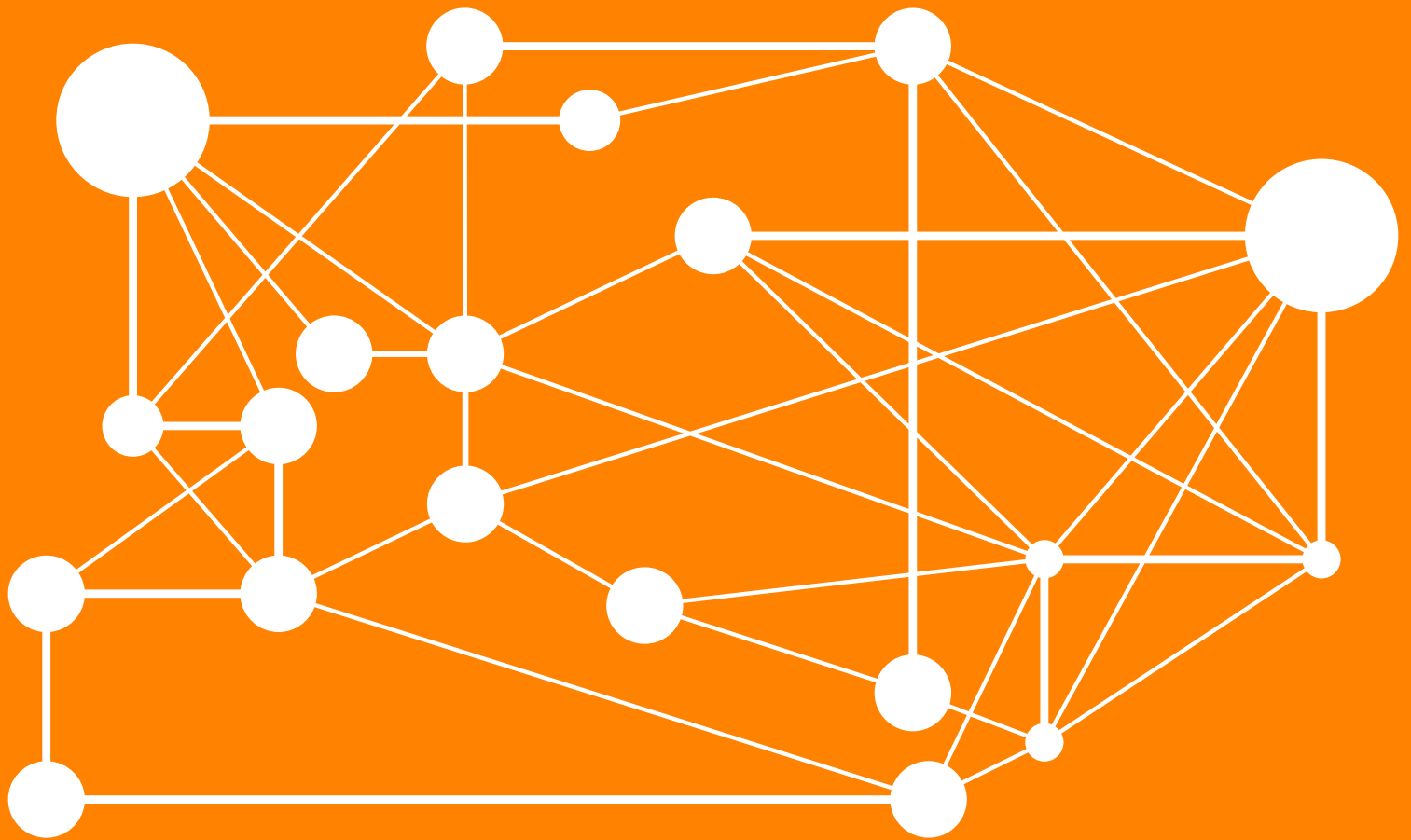


Figure 2. Opinions about Knovel Interactive Equations





LEARN MORE

Visit app.knovel.com/ie to solve an equation today or visit elsevier.com/knovel to learn how Knovel can improve your engineering outcomes.

ASIA AND AUSTRALIA

Tel: +65 6349 0222

Email: sginfo@elsevier.com

JAPAN

Tel: +81 3 5561 5034

Email: jpinfo@elsevier.com

KOREA AND TAIWAN

Tel: +82 2 6714 3000

Email: krinfo.corp@elsevier.com

EUROPE, MIDDLE EAST AND AFRICA

Tel: +31 20 485 3767

Email: nlinfo@elsevier.com

NORTH AMERICA, CENTRAL AMERICA AND CANADA

Tel: +1 888 615 4500

Email: usinfo@elsevier.com

SOUTH AMERICA

Tel: +55 21 3970 9300

Email: brinfo@elsevier.com